

Sizing your shirt

A : The waist : on the 3rd button (starting from down) line from left to right




B : The Chest : starting under the armhole from left to right




C : Shoulder width : starting at the sleeve/shoulder seam straight from left to right



D : Shirt back length: From the attachment of the collar / back to shirt end down



E : Shirt sleeve length : Starting from the seam including the cuff




Sizing your Jacket

The jacket sizing has the same approach as the shirt, be sure all front buttons are closed
In this case.

A : The waist : on the height of the closing button (3 button jacket the middle one, 2 button jacket the upper one), from left to right.




B : The chest : under the armhole, the full length from left to right.*



*be sure the jacket lies totally flat on the table.

C : The jacket back length : start at the seam between collar and jacket back, till the end of the jacket down.



C : Sleeve length : on the side of the sleeve, from the middle of the shoulder straight down to the sleeve end..

